

MP 4/1C Long Beach '83

Limited edition 80 pieces

1/20 High Tech Resin Kit
AMD 20009

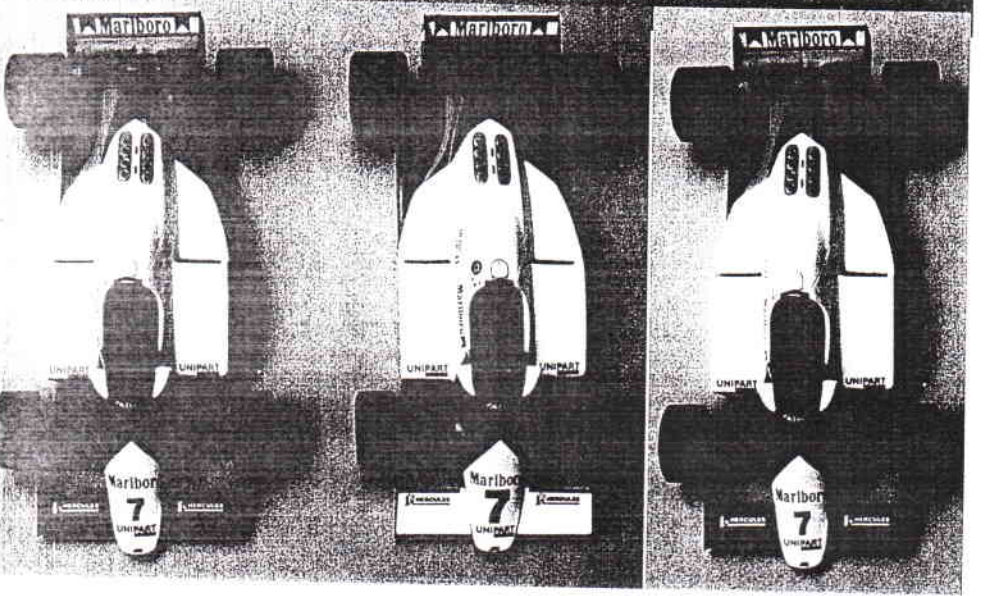



After finishing runner-up in the 1982 Formula 1 Constructors World Championship, the McLaren Team started the 1983 season with lesser chances to be so competitive as in the previous year. The biggest problem that the team had to face was the fact that they were still running the Ford Cosworth aspirated engine on the back of their McLaren MP4/1C chassis, which was not so fast to match the turbo powered cars like Brabham, Ferrari and Renault. Even though, the team finished 5th in the Constructors World Championship with 34 points. Watson finished 6th in the Drivers World Championship with 22 points and Lauda 10th, with 12 points.


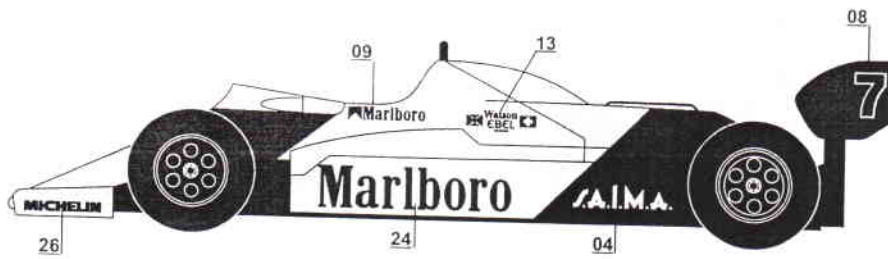
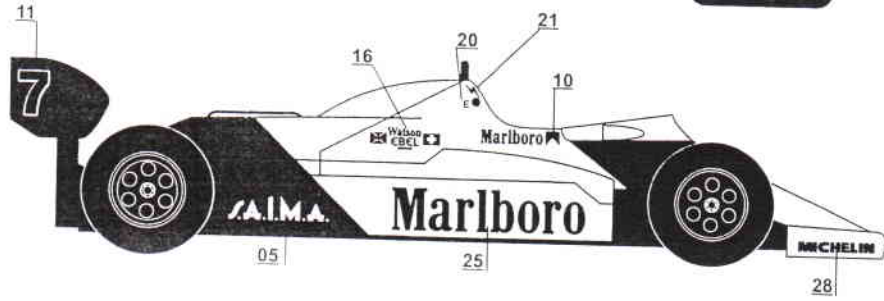
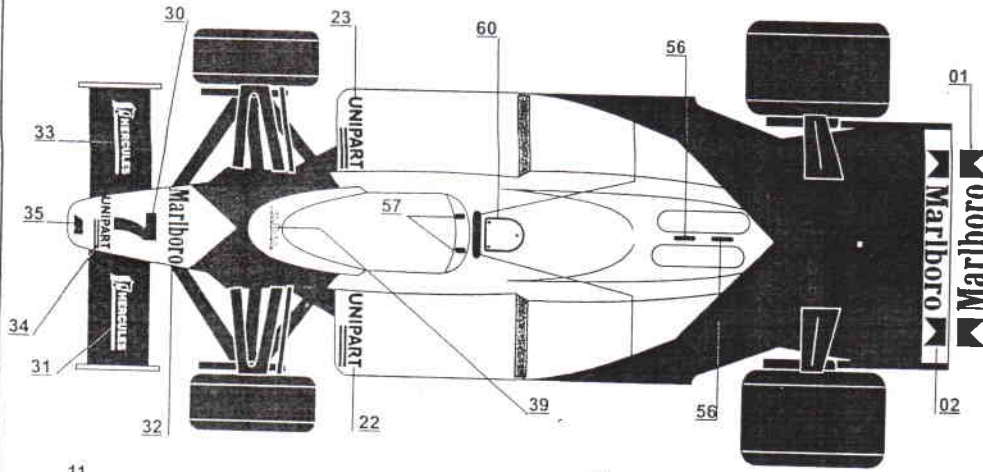
Besides being a transition season for the team, as in the last 4 races they started using the TAG Porsche turbo engines (the debut was in the Dutch Grand Prix with Niki Lauda driving a McLaren MP4/1E chassis), the team had a remarkable participation in the USA West Grand Prix at Long Beach, snatching a historic victory and second place with John Watson and Niki Lauda, after both drivers started from the 22nd and 23rd places respectively. It was the first time in Formula 1 History that a driver managed to win a race starting so far down on the grid, a record that persists until today.

Another landmark of the McLaren MP4/1C chassis was the fact that it was tested by Ayrton Senna and Martin Brundle, following an invitation of Ron Dennis to the fastest Formula 3 drivers of 1983 (British Champion and runner-up). This was the first contact of Senna with the McLaren team, predicting their so victorious future when Senna won 3 Drivers World Championships and the team dominated the end of the 80ies and beginning of the 90ies.

This kit enables you to build the 1983 USA West Grand Prix (Long Beach) winning version of John Watson. Besides it, we offer a complete decal sheet with additional options to build many other versions of the McLaren MP4/1C as they were run during the 1983 season, the Ayrton Senna/Martin Brundle test versions and even the McLaren MP4/1E TAG Porsche turbo engine car that ran in the last 4 races of the season (Holland, Italy, Europe and South Africa).



Decal placement for 1983 Long Beach GP



Read before assembly

- * Read carefully and fully understand the instructions before assembly..
- * Keep away from small children.
- * Model car for collectors. Not suitable for modellers under 14 years old.
- * Cement and paints not included in the kit.
- * Use ciano-acrilate cement only.

* Use polyester putty, for remodelling and ret resin body and parts.

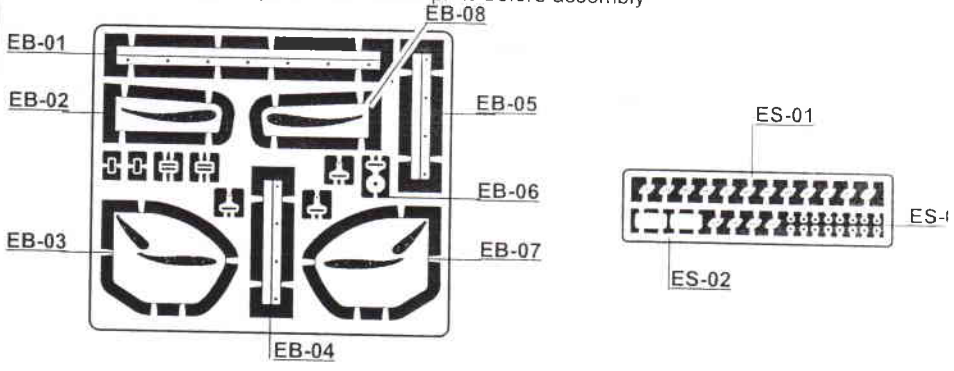
* **Tools required:** cement, plastic scribe, cutter, tweezers and modelling knife

- * **Paints required:**
TS-26 / pure white
TS-36 / fluorescent red
X-7 / red
X-10 / gun metal
X-11 / chrome silver
X-12 / gold leaf
X-18 / semi gloss black
X-19 / smoke
XF-1 / flat black
XF-16 / flat aluminum


For more reference material, please visit our website at www.amdmodels.c

Photo-etched

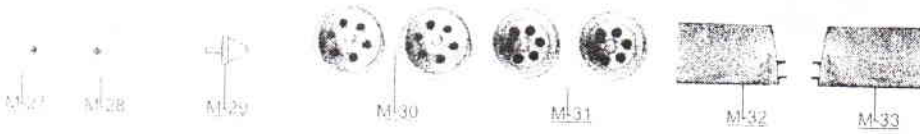


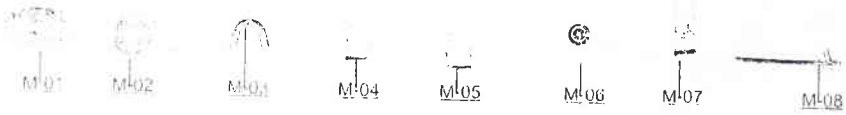
"Sand steel photo etched parts fixed on the plate before assembly"



Resin parts



Metal parts



FRONT TYRES

REAR TYRES



STEEL FILTER

VACUUM FORM windscreens WIRE brass



TRUMPETS aluminium



1 Masking for painting

TS-36 Fluorencent Red TS-26 Pure White



ES-02

X-18 Semi Gloss Black



ES-02

M-21

M-21

TS-26

TS-36

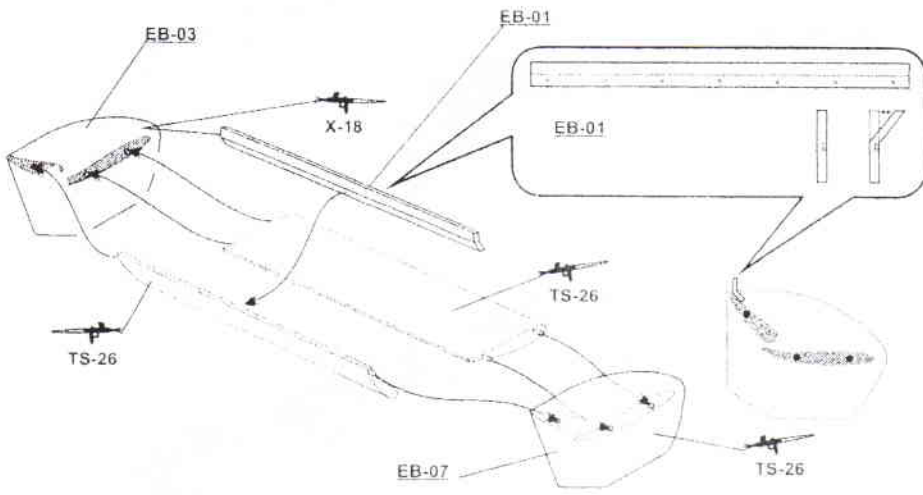
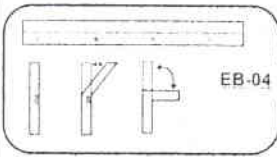
EB-05

TS-26

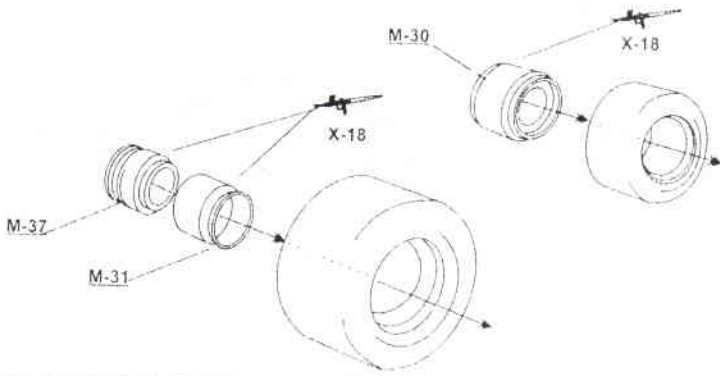
X-18

EB-04

TS-26



3



Decal placement for Senna test

