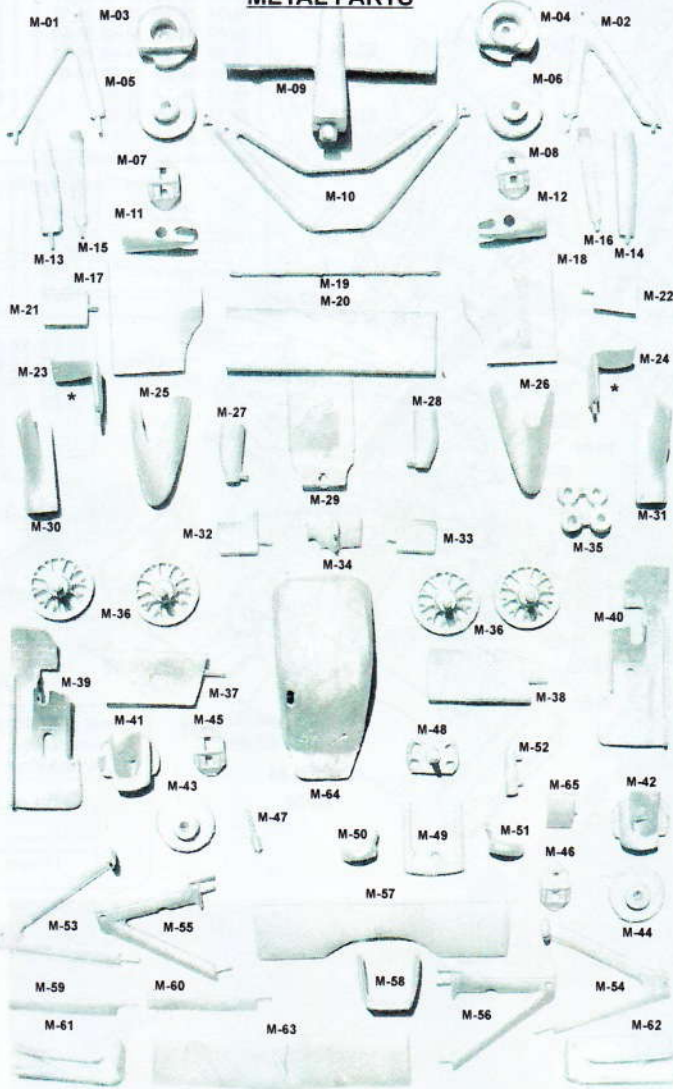


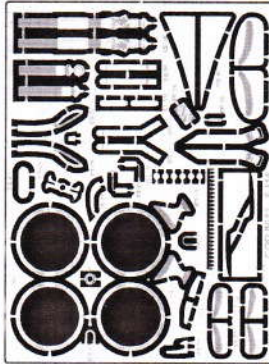
# EJ14 Japan GP and China GP Decal options

GP20064

## METAL PARTS



## ETCHED PLATES: steel x 2




## SCREW

steel x 4



## WIRE brass x 2



## SCREW steel x 8



## REAR TYRES x2



## FRONT TYRES x2

RESIN PARTS x 2

DECAL SHEET x2

WOODEN PLATE

hardwood planck

## REAR wheels x2

aluminum



## FRONT wheels x2

aluminum



## VACCUMFORMING

flashlight x1

## Sheet Polycarbonate

for windscreen x1

## Read before assembly

\* Read carefully and fully understand the instructions before assembly.

\* Keep away from small children.

\* Model car for collectors. Not suitable for modellers under 14 years old.

\* Use ciano-acrilate cement only.

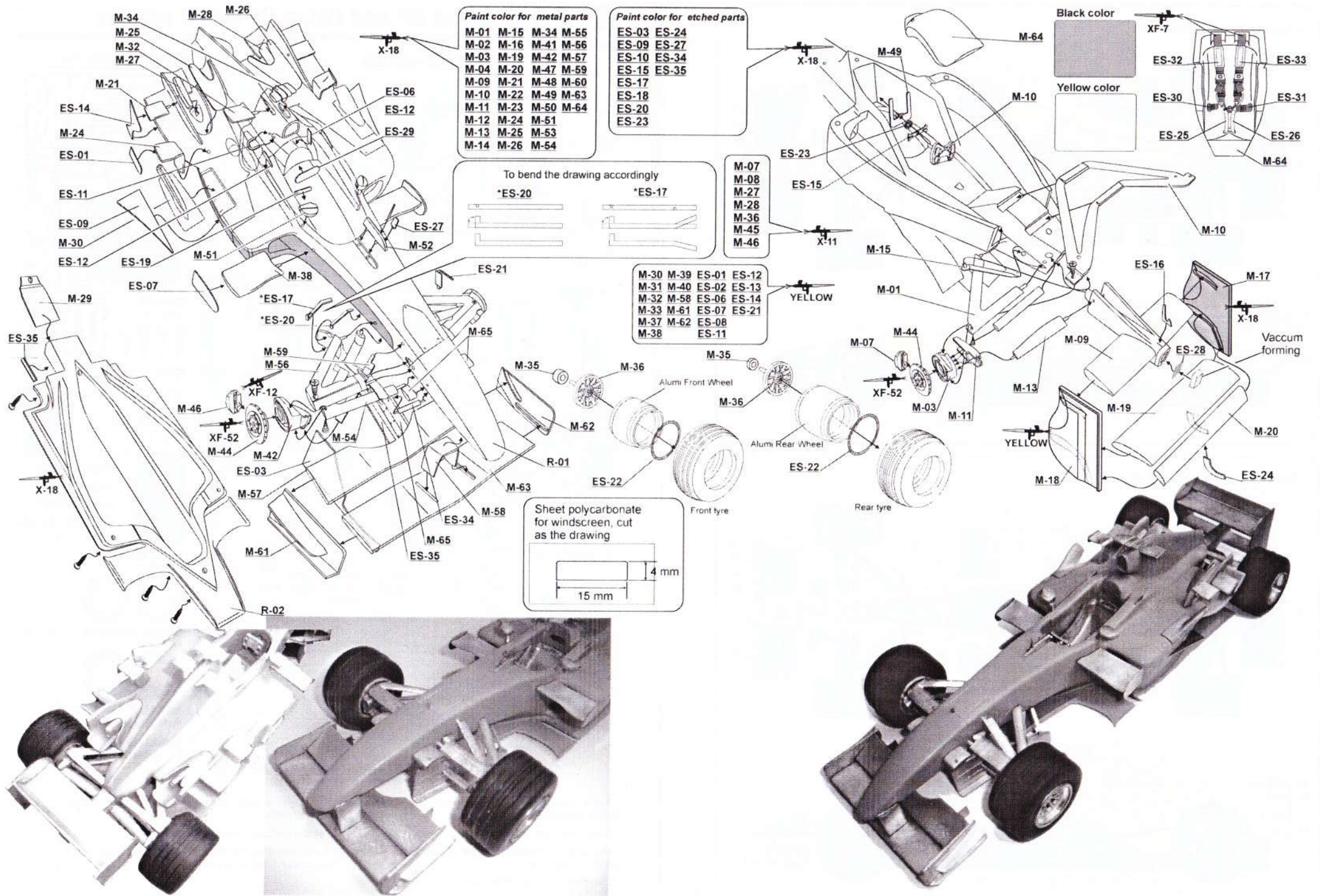
\* Use polyester putty, for remodelling and repair of resin body and parts.

\* Cement and paints not included in the kit.

\* **Tools required:** cement, plastic scriber, side cutter, tweezers and modelling knife.

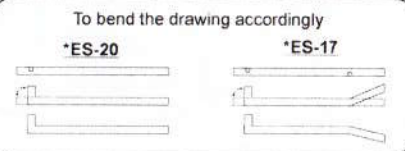







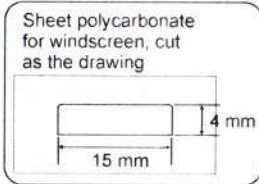
- Paint color for metal parts**
- M-01 M-15 M-34 M-55
  - M-02 M-16 M-41 M-56
  - M-03 M-19 M-42 M-57
  - M-04 M-20 M-47 M-59
  - M-09 M-21 M-48 M-60
  - M-10 M-22 M-49 M-63
  - M-11 M-23 M-50 M-64
  - M-12 M-24 M-51
  - M-13 M-25 M-53
  - M-14 M-26 M-54

- Paint color for etched parts**
- ES-03 ES-24
  - ES-09 ES-27
  - ES-10 ES-34
  - ES-15 ES-35
  - ES-17
  - ES-18
  - ES-20
  - ES-23



- M-07
- M-08
- M-27
- M-28
- M-36
- M-45
- M-46

- M-30 M-39 ES-01 ES-12
- M-31 M-40 ES-02 ES-13
- M-32 M-58 ES-06 ES-14
- M-33 M-61 ES-07 ES-21
- M-37 M-62 ES-08
- M-38 ES-11



Vaccum forming

Front tyre

Rear tyre



